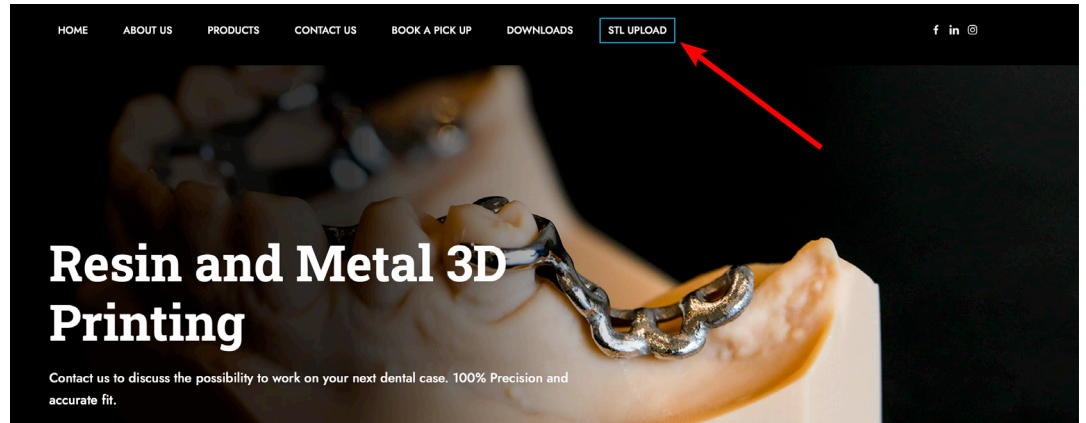


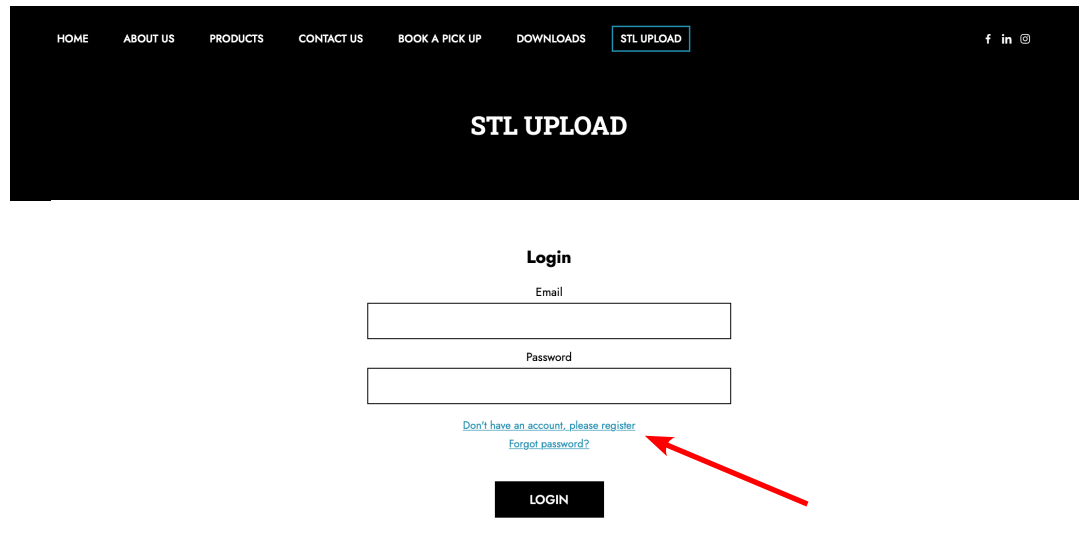
Go to [www.dentlab.com.au](http://www.dentlab.com.au) and click on **STL UPLOAD**

1



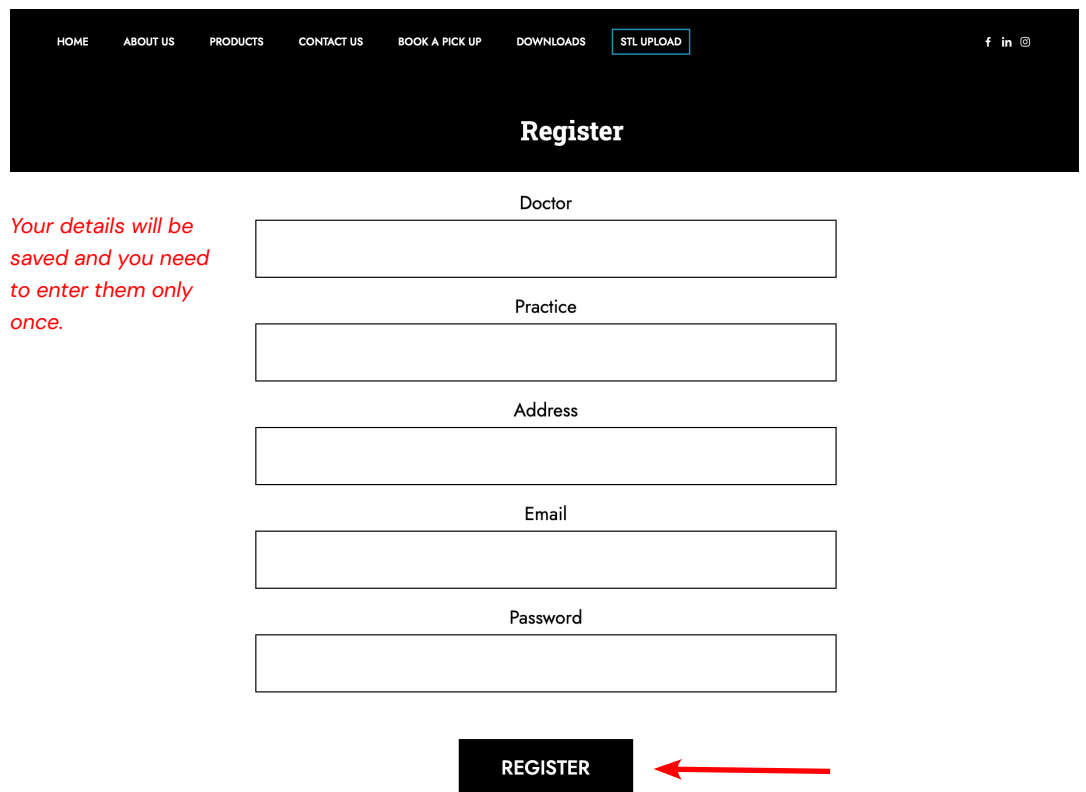
Click on "Don't have an account, please register"

2



Enter your details and click **Register**.

3



Fill the details in the provided table and click **Submit**.

4



## Sending us a case has never been easier!

Please fill the details in the table below, upload STL files and submit your case.

If you have urgent work, please call us on +61 405 300707 or +61 405 040 909

Patient's name\*

Male | Female \*  Male  Female

Patient's next appointment\*

Choose product\*

### Instructions

Mx:

Md:

STL Upload

Upload other files here

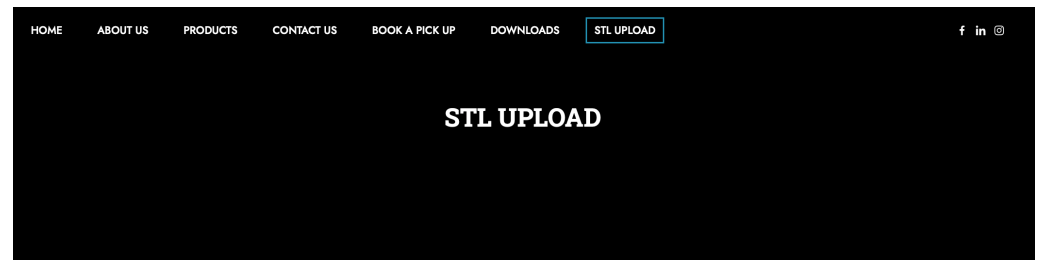
Choose product or service from the drop down menu options, enter instructions and upload STL files along with any images if applicable.

Note - due to big file sizes, the page might be delayed, please do not close the window just yet. Wait for the confirmation with case number.



Your case is now submitted. You will receive a confirmation that we received your case and it is under process. Save your lab request number for reference.

5



## Sending a digital case to MJ Dental Lab has never been easier.

Please fill the details in the table below, upload STL files and submit your case. We will come back to you with a confirmation that we received your case.

If you have an urgent work, please call us on +61 405 300707 or +61 405 040 909

Your Case is now submitted  
Need to book a pick up? [Click here](#)  
Your Lab Request number is **522731**

